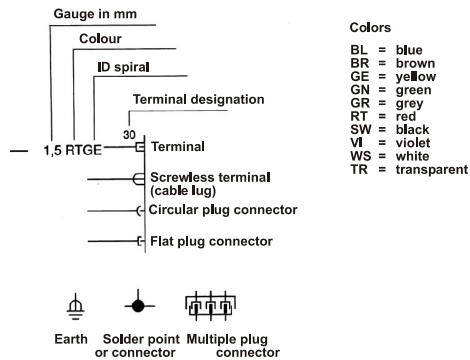


R 1200 GS

Terminal Designations & Electrical Component Legends



Terminal (kL)	Designation
1	Ignition coil, ignition distributor - low voltage (primary winding)
4	Ignition coil, ignition distributor - high voltage (secondary winding)
15	Ignition switched battery power supply
30	Battery input - constant power supply
31	Ground
49	Input
49a	Output
49b	Second flasher relay output
} Flasher relay	
50	Starter circuit - Starter signal
55	Fog lights
56	Headlights
56a	Main beam headlights and main beam control
56b	Low beam
56d	Passing-light contact
58	Side, tail, licence plate and instrument lights
61	Generator (Alternator) indicator light
85	Output, drive, (end of winding, ground)
86	Start of winding
86a	Start of winding or first winding
87	Input
87a	First output (opener side)
87b	Second output
} Control current circuit relay	
} Open circuit relay	
B+	Battery, plus
B-	Battery, minus
D+	Dynamo, plus
D-	Dynamo, minus
DF	Dynamo, field
} Generator and generator controller	
U, V, W, Y	Alternator, alternator terminals (windings)

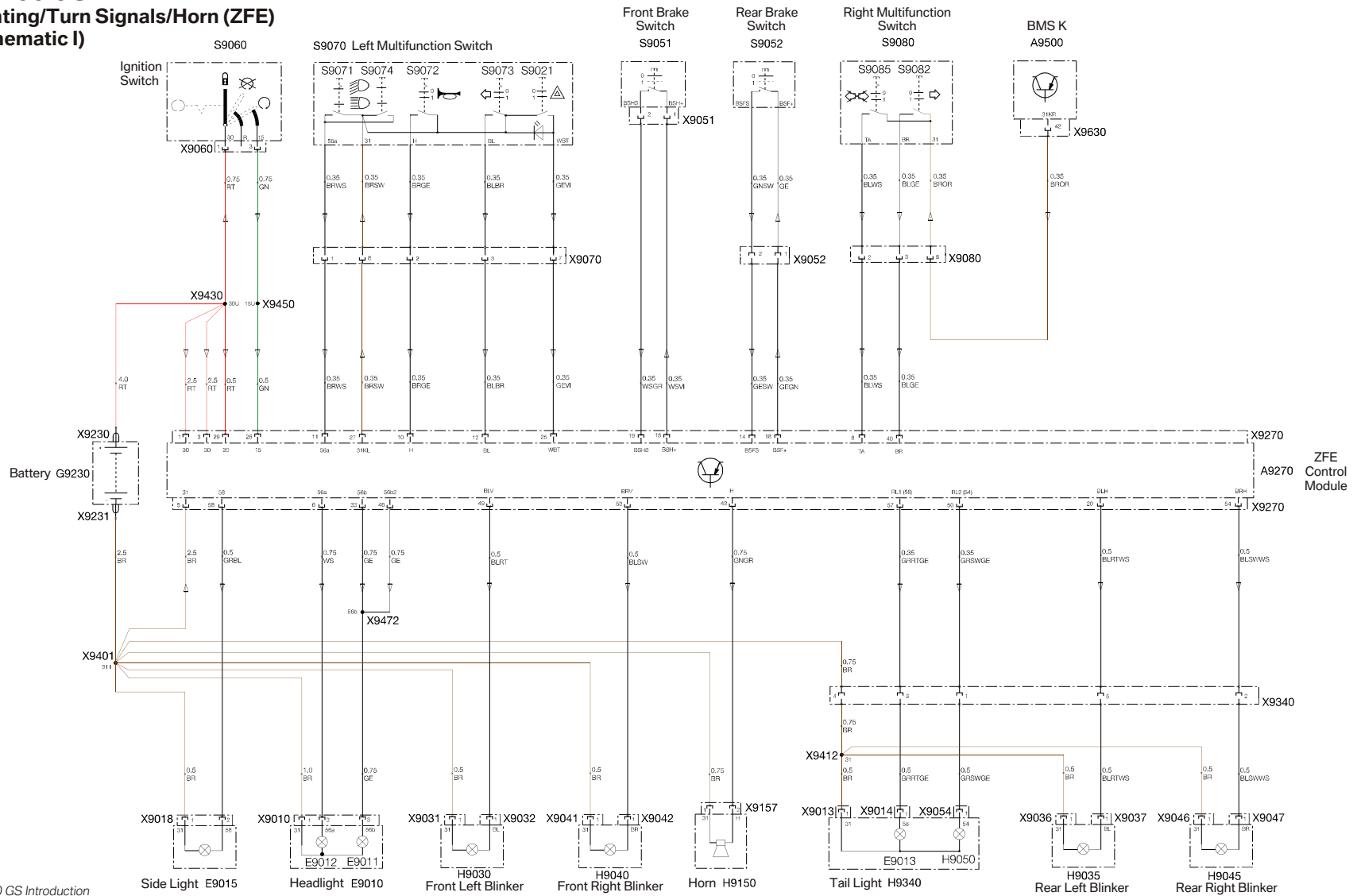
A	
A9001	Instrument cluster
A9006	On-board computer (BC)
A9190	ABS control unit
A9270	ZFE control module
A9500	BMS K Control Module
A9700	Theft alarm (DWA) control
E	
B9193	Front ABS sensor
B9194	Rear ABS sensor
B9210	Vehicle speed sensor
B9220	Fuel level sensor
B9325	Knock Sensor Cyl 1
B9326	Engine speed & Reference Sensor
B9531	Camshaft Position Sensor
B9550	Temperature sensor, air intake
B9562	Temperature sensor, engine oil
B9584	Knock Sensor Cyl 2
B9690	Oxygen sensor 1
B9738	Oxygen sensor 2
B9739	Cylinder Head Temp Sensor Cyl 1
B9740	Cylinder Head Temp Sensor Cyl 2
E	
E9010	Head light
E9011	Low beam headlight
E9012	High beam headlight
E9013	Tail light
E9015	Side light
G	
G9230	Battery
G9240	Alternator
H	
H9030	Front left turn signal indicator
H9035	Rear left turn signal indicator
H9040	Front right turn signal indicator
H9045	Rear right turn signal indicator
H9050	Brake light
H9150	Horn
H9340	Rear light
K	
K9130	Starter relay
L	
L9553	EWS Ring Antenna
M	
M9100	Fuel pump
M9130	Starter
M9552	Idle Speed Stepper Motor Cyl 1
M9579	Idle Speed Stepper Motor Cyl 2

P	
P9002	Revolution counter
P9210	Speedometer
R	
R9570	Throttle potentiometer (DKP)
R9931	Left heated handlebar grip
R9932	Right heated handlebar grip
R	
R9943	Gearbox Position Sensor
S	
S9021	Hazard warning switch
S9051	Brake light switch, hand
S9052	Brake light switch, foot
S9060	Ignition light switch
S9063	Brake fluid level sensor
S9064	Brake fluid level sensor
S9070	Left multi-function switch
S9071	High beam switch
S9072	Horn switch
S9073	Left turn signal switch
S9074	Headlight flasher
S9075	BC switch
S9080	Right multi-function switch
S9082	Right turn signal switch
S9083	Emergency stop switch
S9084	Starter switch
S9085	Turn indicator cancel switch
S9091	Clutch switch
S9093	Side-stand switch
S9095	Oil pressure switch
S9195	ABS button
S9930	Switch for heated handlebar grips
T	
T9506	Main Ignition Coil Cyl 1
T9507	Main Ignition Coil Cyl 2
T9517	Auxiliary Ignition Coil Cyl 1
T9518	Auxiliary Ignition Coil Cyl 2
X	
X9001	STVB instrument cluster
X9010	STVB headlight
X9013	STVB rear light -
X9014	STVB tail light
X9018	STVB side light
X9031	STVB front left turn signal -
X9032	STVB front left turn signal +
X9036	STVB rear left turn signal -
X9037	STVB rear left turn signal +
X9041	STVB front right turn signal indicator -
X9042	STVB front right turn signal indicator +
X9046	STVB rear right turn signal indicator -

X	Continued
X9047	STVB rear right turn signal indicator +
X9051	STVB brake light switch, hand
X9052	STVB brake light switch, foot
X9054	STVB brake light +
X9060	STVB Ignition light switch
X9063	STVB brake fluid level sensor
X9064	STVB brake fluid level sensor
X9070	STVB left multi-function switch
X9080	STVB right multi-function switch
X9091	STVB clutch switch
X9093	STVB prop stand switch
X9095	STVB oil pressure switch
X9100	STVB fuel pump
X9130	STVB starter relay
X9135	STVB starter ter. 50
X9136	STVB starter ter. 30
X9157	STVB horn
X9190	STVB ABS control unit
X9193	STVB front ABS sensor
X9194	STVB rear ABS sensor
X9210	STVB vehicle speed sensor
X9220	STVB fuel level indicator
X9230	Battery positive
X9231	Battery ground
X9238	Ground
X9241	STVB alternator +
X9242	STVB alternator -
X9270	STVB ZFE Control Module
X9321	STVB socket
X9325	Knock Sensor Cyl 1
X9326	STVB Crankshaft encoder
X9340	STVB lighting/rear direction indicator
X9349	STVB optional accessory
X9401	Connector 31 I
X9412	Connector 31
X9430	Connector 30U
X9450	Connector 15U
X9468	Connector 15
X9472	Connector Low beam headlight
X9500	STVB control unit, engine electronics
X9506	STVB Main Ignition Coil Connector Cyl 1
X9507	STVB Main Ignition Coil Connector Cyl 2
X9512	Ignition coil ground, cylinder No. 1
X9514	Ignition coil ground, cylinder No. 2
X9517	STVB Auxiliary Ignition Coil Conn Cyl 1

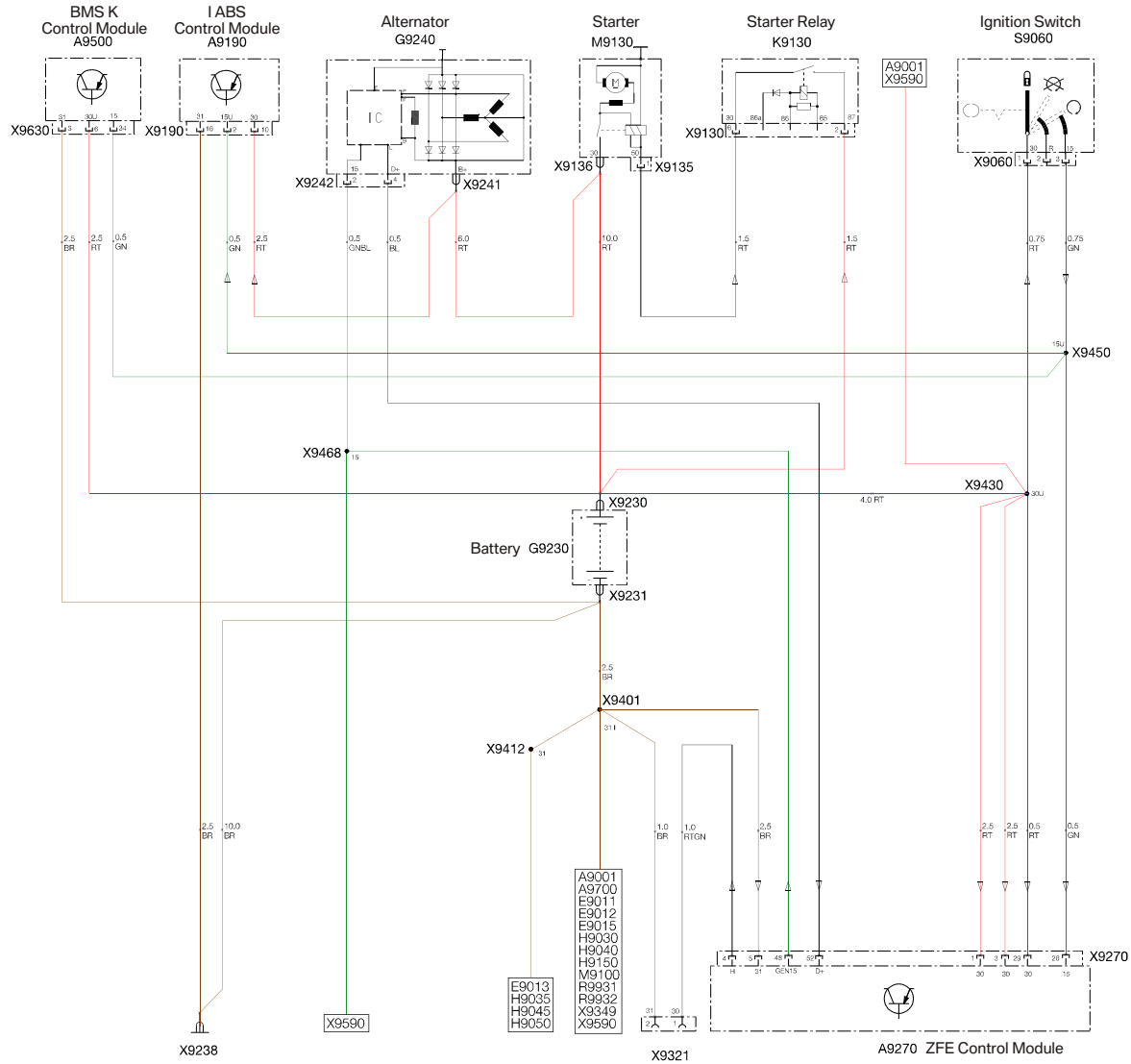
X	Continued
X9518	STVB Auxiliary Ignition Coil Conn Cyl 2
X9531	Camshaft Position Sensor Connector
X9550	STVB temperature sensor, inducted air
X9552	Idle Speed Stepper Motor Cyl 1
X9553	STVB EWS Antenna Ring
X9562	STVB temperature sensor, engine oil
X9570	STVB throttle potentiometer
X9572	Purge Valve Connector
X9579	Idle Speed Stepper Motor Conn Cyl 2
X9584	Knock Sensor Connector Cyl 2
X9590	Diagnosis plug
X9601	STVB injection valve 1
X9602	STVB injection valve 2
X9627	Connector WL
X9630	STVB control unit, engine electronics II
X9690	STVB oxygen sensor
X9700	STVB DWA I
X9738	Oxygen Sensor Connector Cyl 2
X9739	Cylinder Head Temp Sensor Cyl 1
X9740	Cylinder Head Temp Sensor Cyl 2
X9761	Connector M-CAN-LOW I
X9762	Connector M-CAN-HIGH I
X9763	Connector M-CAN-LOW II
X9764	Connector M-CAN-HIGH II
X9765	Connector M-CAN-LOW III
X9766	Connector M-CAN-HIGH III
X9931	STVB Left heated handlebar grip
X9932	STVB Right heated handlebar grip
X9943	Connector Gearbox Position Sensor
Y	
Y9572	Evaporative System Purge Valve
Y9601	Injection valve 1
Y9602	Injection valve 2

R 1200 GS Lighting/Turn Signals/Horn (ZFE) (Schematic I)



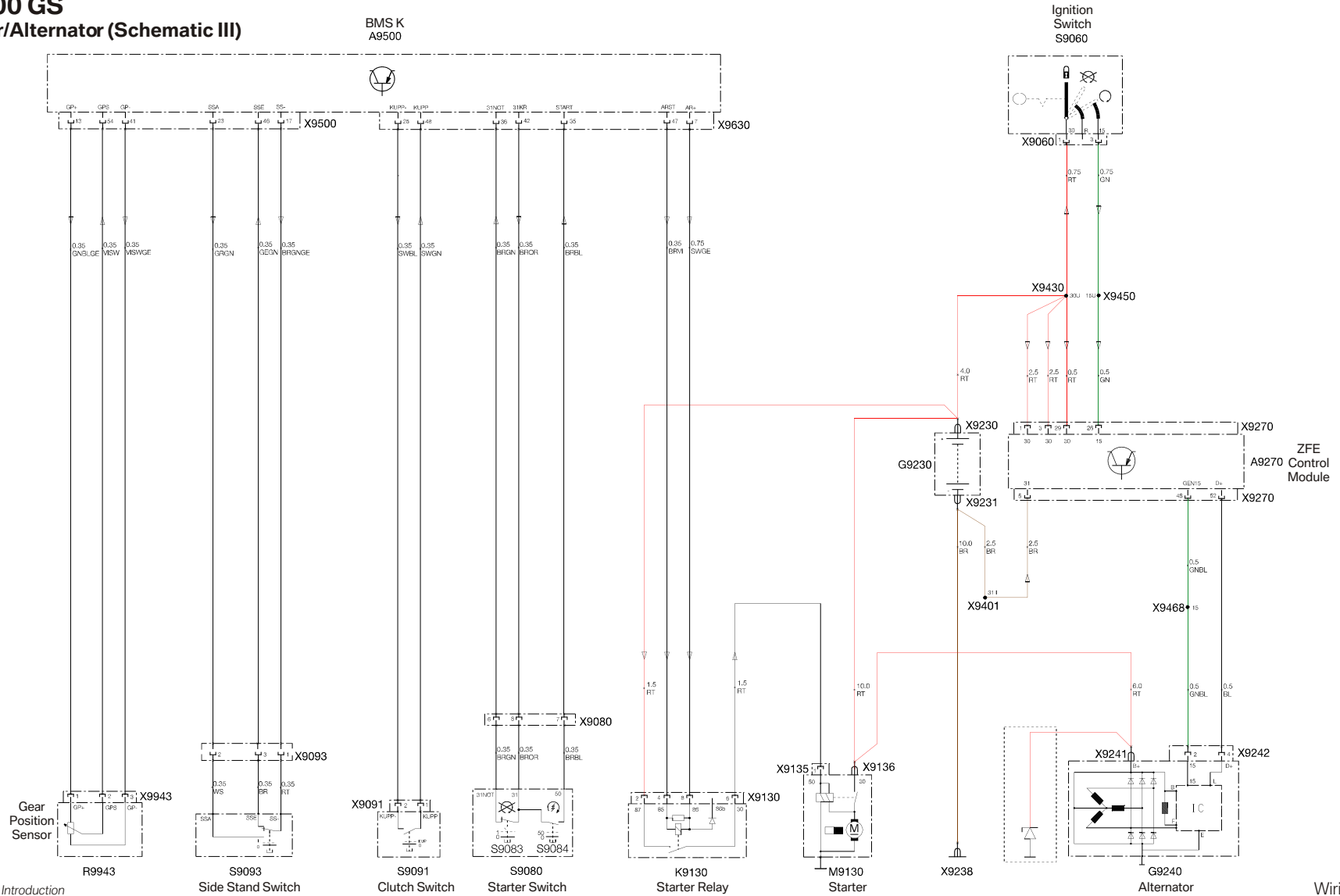
R 1200 GS

Power Distribution and Grounds (Schematic II)



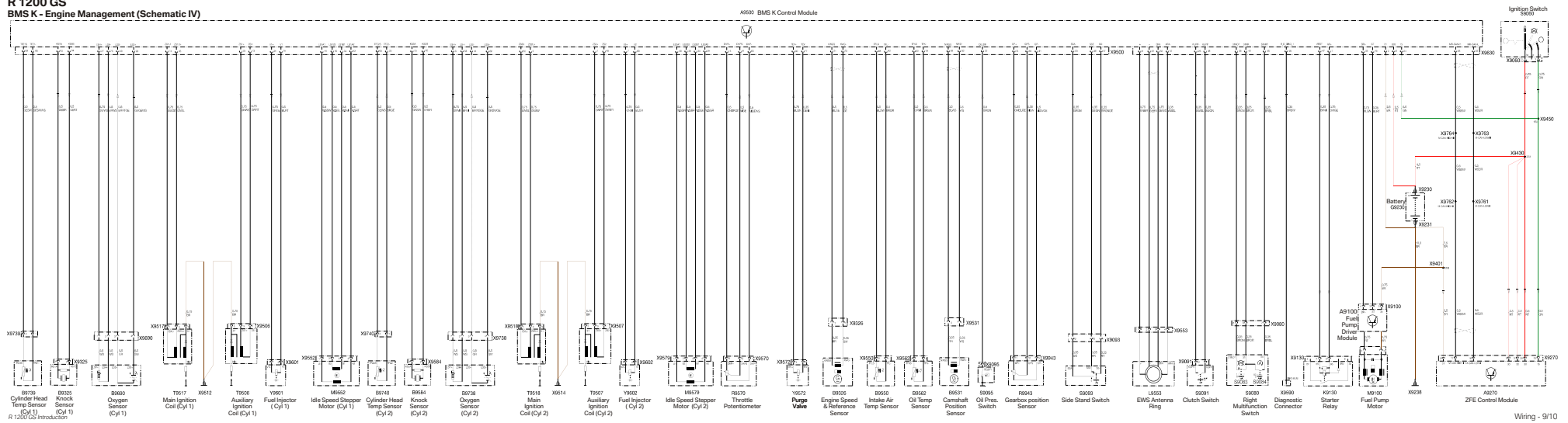
R 1200 GS Starter/Alternator (Schematic III)

BMS K
A9500



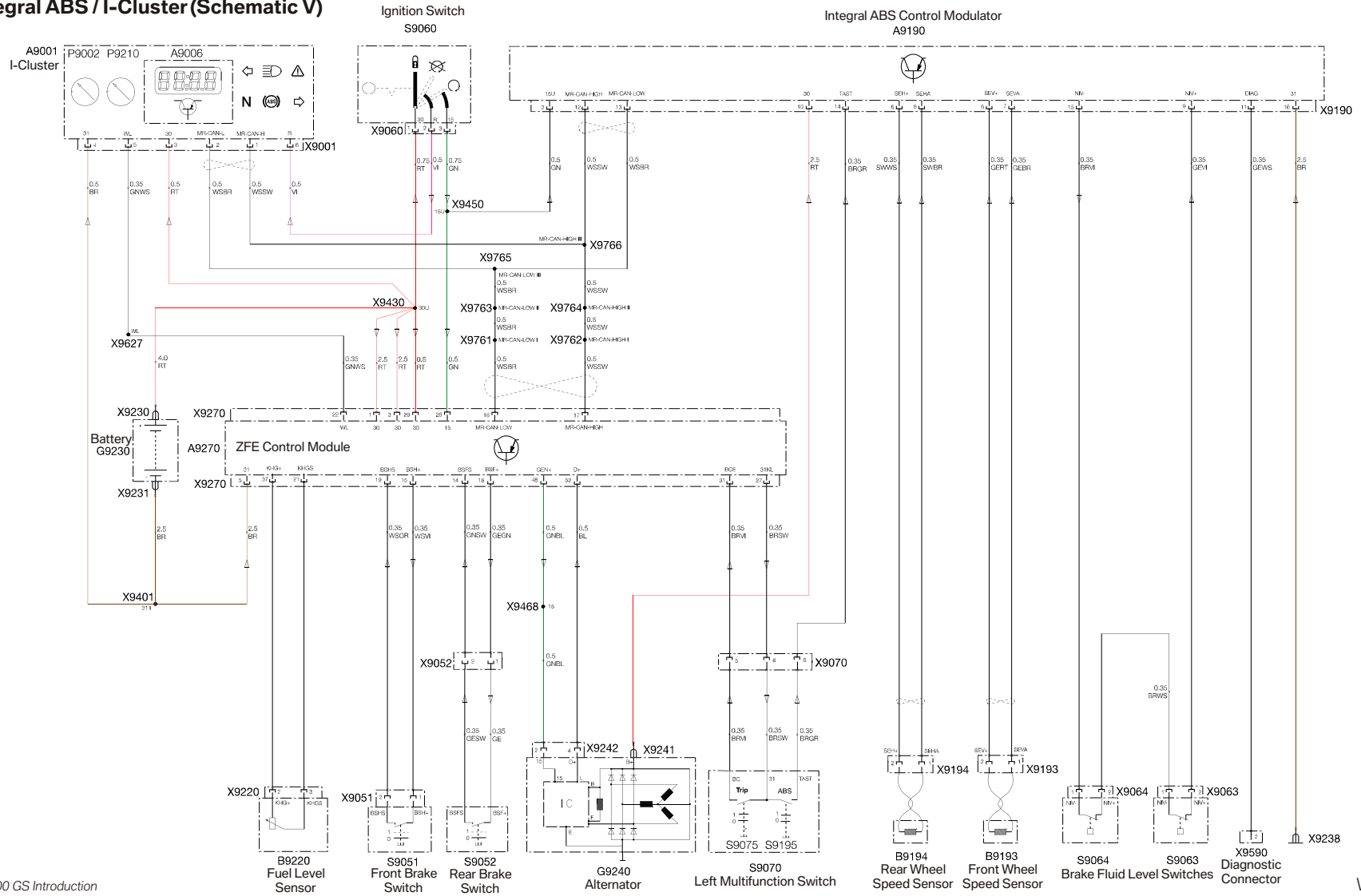
R 1200 GS
BMS K - Engine Management (Schematic IV)

A850 BMS K Control Module

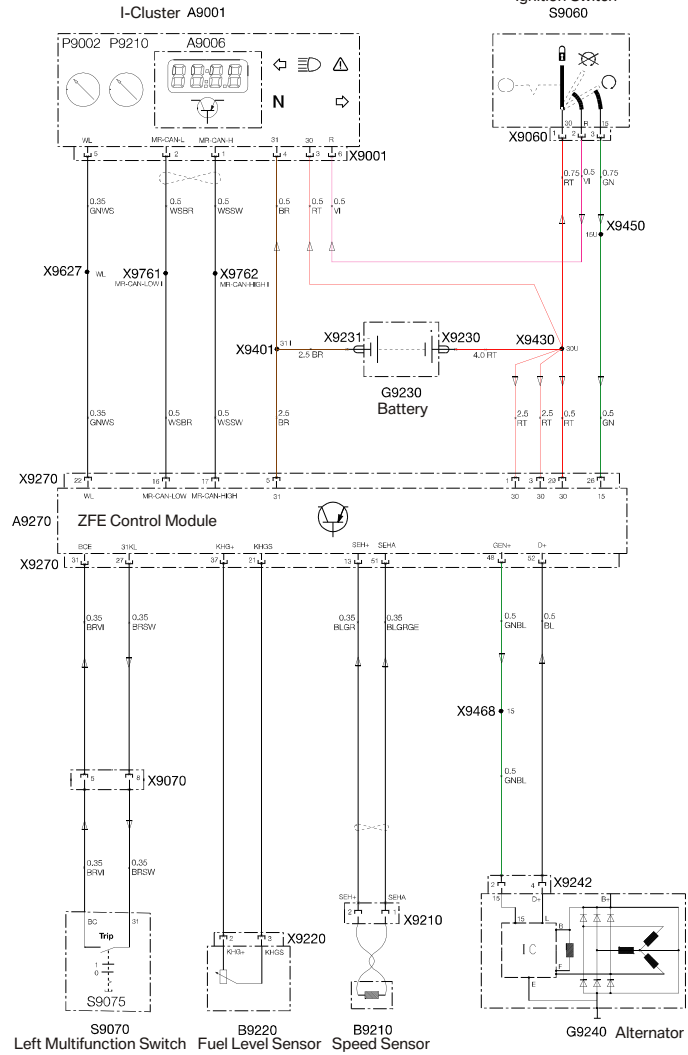


R 1200 GS

Integral ABS / I-Cluster (Schematic V)

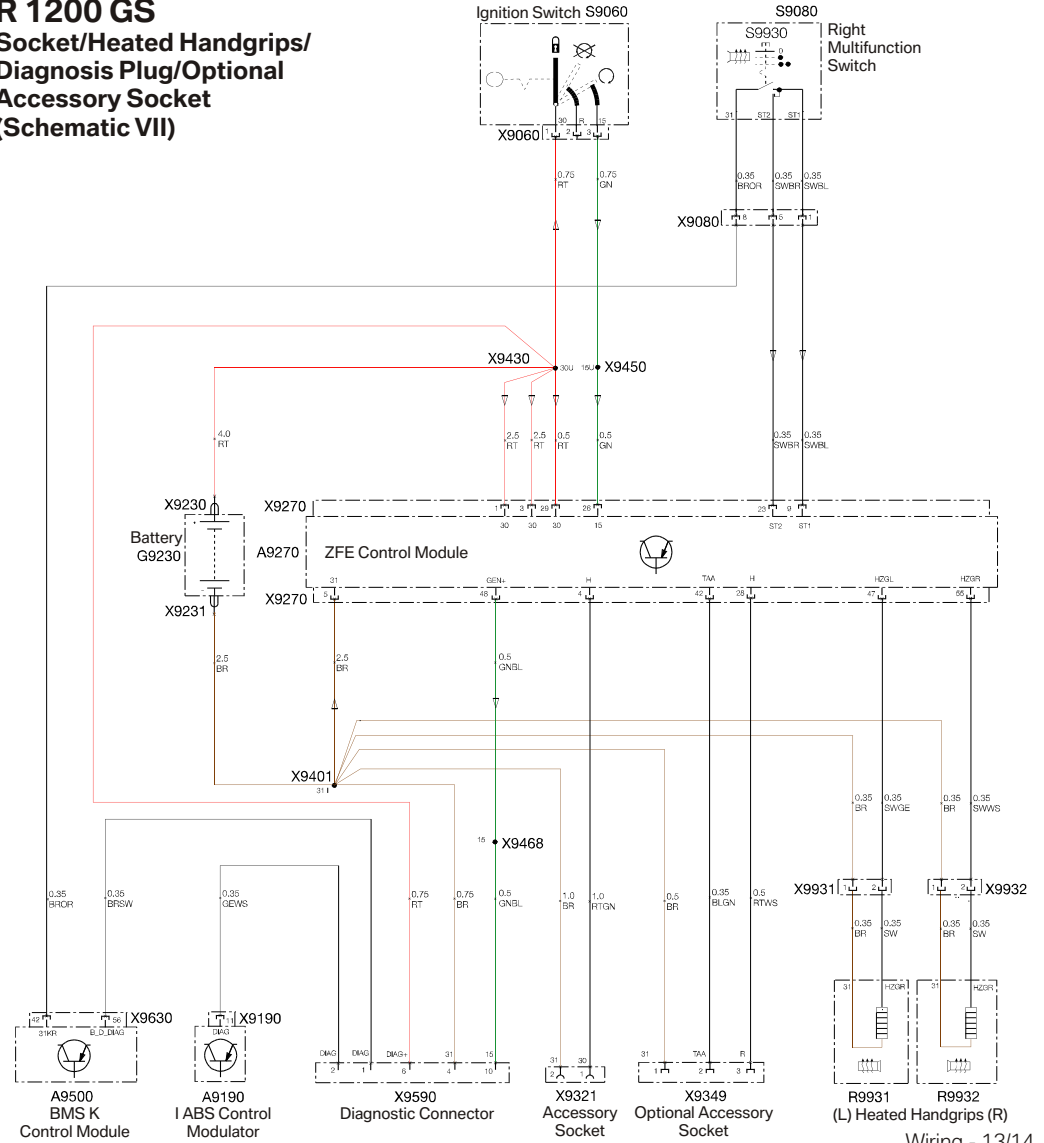


R 1200 GS I-Cluster w/out I ABS (Schematic VI)

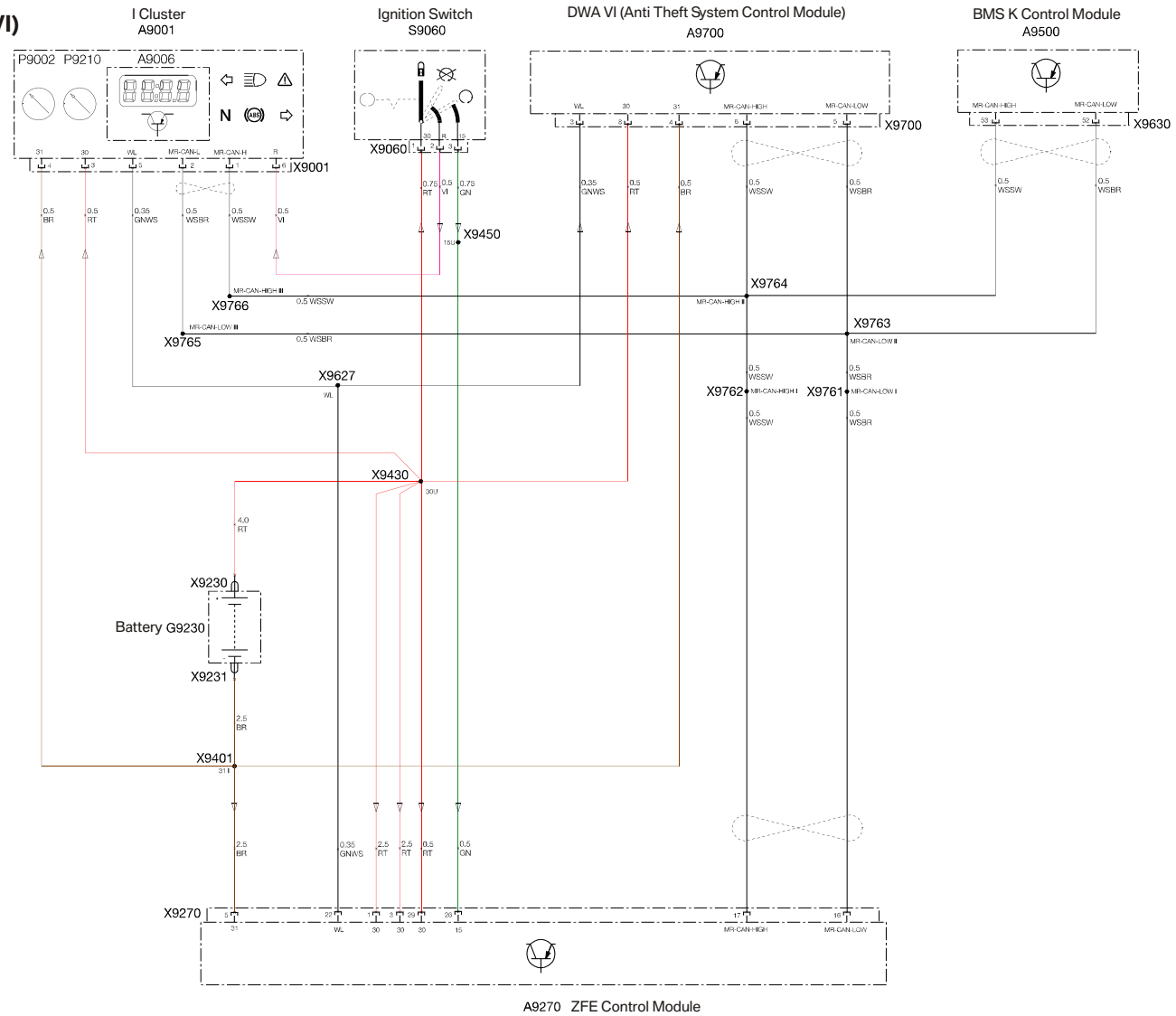


R 1200 GS Introduction

R 1200 GS Socket/Heated Handgrips/ Diagnosis Plug/Optional Accessory Socket (Schematic VII)

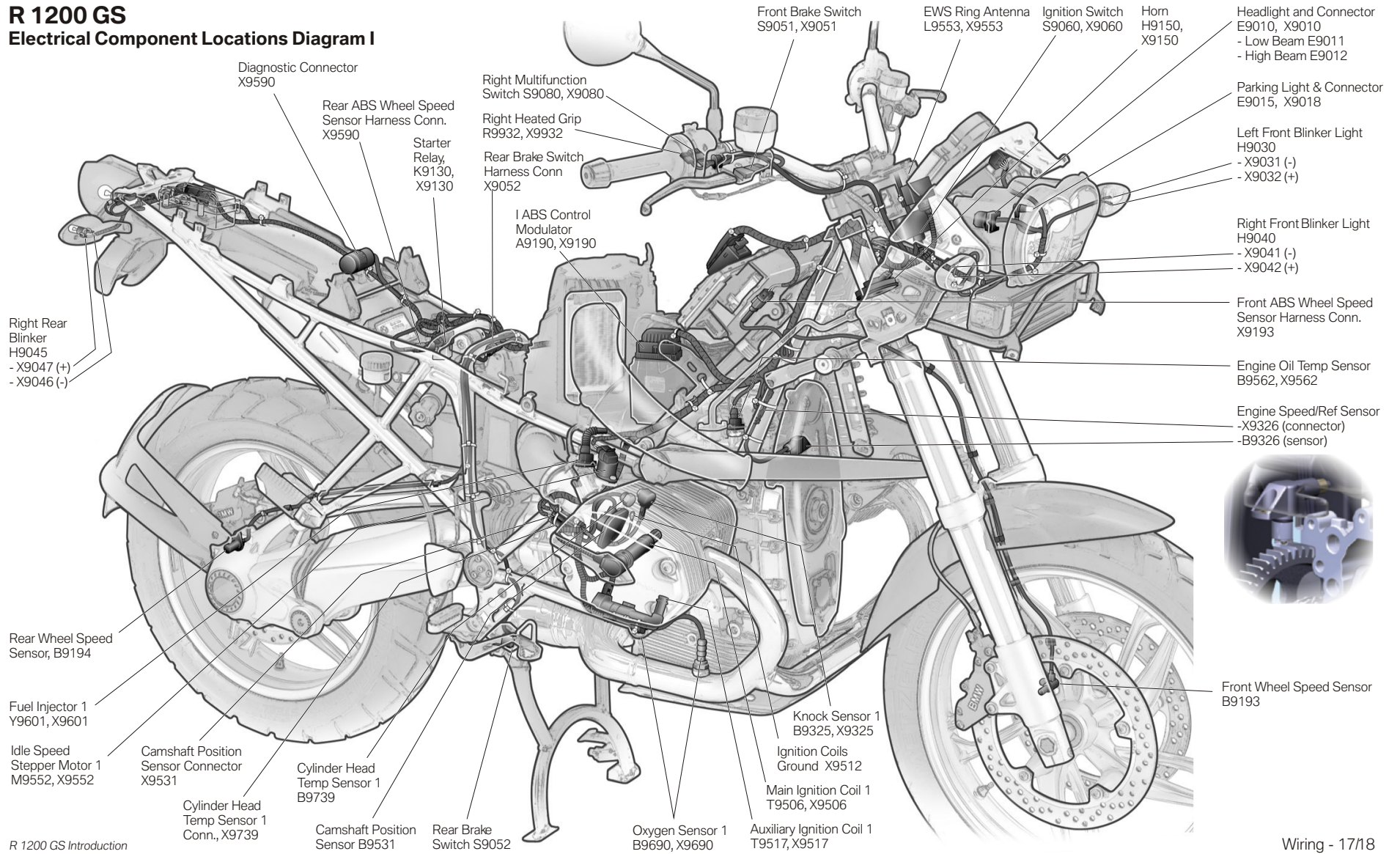


R 1200 GS Anti Theft Alarm System (DWA VI) (Schematic VIII)



R 1200 GS

Electrical Component Locations Diagram I



R 1200 GS

Electrical Component Locations Diagram II

